

Engaging Students via Zoom (2)

–Share Screen, Chat, Polling, Whiteboard,
Annotation, and More

Alvin Wong, UNIT-IT
Andy Cui, VITAL

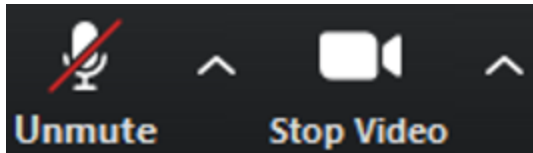
Virtual Workshop: Engaging Students via Zoom

WELCOME

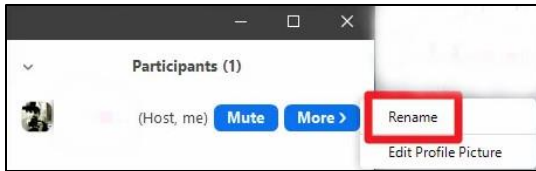
The program will begin at 12:30 p.m.

Before we begin, we will loop slides to assist in your
zoom experience


Welcome! Instructions before we begin



(1) Start your video and set your audio on mute



**(2) Please rename your screen name to:
First Name & Last Name; Department
Ex: Andy Cui; VITAL**



**(3) Say hi in the chat and tell everyone how you are
feeling right now (2-3 words)**



(4) Raise your hand to indicate you are ready

Program Goals:

- Apply active learning strategies in virtual online teaching
- Effectively utilize Zoom tools including Share Screen, Chat, Polling, Whiteboard, Annotation, and More to engage students

Topics to Cover

- Speak
 - Raise hand
 - Unmute
- Vote
 - Polls
 - Participants
- Write: Chat
- Share work: Share screen/virtual background
- Annotate

Icebreaker

- What do you expect to get out of this workshop? (to type in chat)
- Polling question via Zoom: Hand on heart, are you wearing PJs right now?

Guiding Principles

- Be student-centered
- Plan for active learning
- Begin with the end in mind
- Use online teaching to its comparative advantages

Basic Zoom Settings

Speak

- Students raise their hands using Zoom's "Raise Hand" feature
- You select a student who raises their hand and call on them
- They unmute themselves
- They state their comment/question
- They mute themselves

Speak

- **How do I get my students to participate?**

Speak

- How do I get my students to participate?
- **How do I ask good questions?**

Vote

- Nudging students to actively engage with the material
- Encourage participation from all students
- Providing you with a more objective view of students' perspectives on a topic
- Helping both you and your students check for understanding during class
- Helping you adapt your teaching plan to where your students are in the class

Types of questions in polling

- Recall
- Conceptual understanding
- Application
- Student perspectives
- Student preferences
- Confidence level
- Feedback/monitor

Polling

- Polling question: anonymous or non-anonymous?

Polling

- Another way of doing non-anonymous polling in Zoom (Yes/no buttons)
- Suppose COVID-19 had not occurred and we would have offered this program in person. Would you have attended?



yes

Yes



no

No



go slower

Not sure

Setting Poll

Other Polling Tools

- Poll Everywhere
- Kahoot

Write

- Key Advantages

- Allow you to quickly see what's on students' minds more efficiently than in a physical classroom
- Help you uncover issues that you need to address/clarify during class
- Help resolve technical issues quickly
- Provides an additional venue to contribute to class for students who might be hesitant to speak in class
- Allows more students to actively engage and participate in class

- Key Disadvantages

- Can be distracting for you
- Can be hard for you to monitor while trying to manage class

Examples of prompt

- When you hear the term X, what are the first words that come to mind?
- What examples come to mind to illustrate Y?
- What questions do you have about the material so far?
- How would you apply this concept/idea to your own life?
- What are the advantages/disadvantages of X? What would be the reasons to do X?
- What are your key conclusions/takeaways from today's class?
- What did you do last week?

Chat Settings

Screen Sharing

- Present slides
- Share other websites or documents
- Share videos
- Share Whiteboard
- Share iphone/ipad

A world map composed of blue and white pixels on a dark blue background. The map is centered and occupies most of the frame. At the bottom, there is a horizontal bar with a red-to-black gradient, also containing a pattern of small squares.

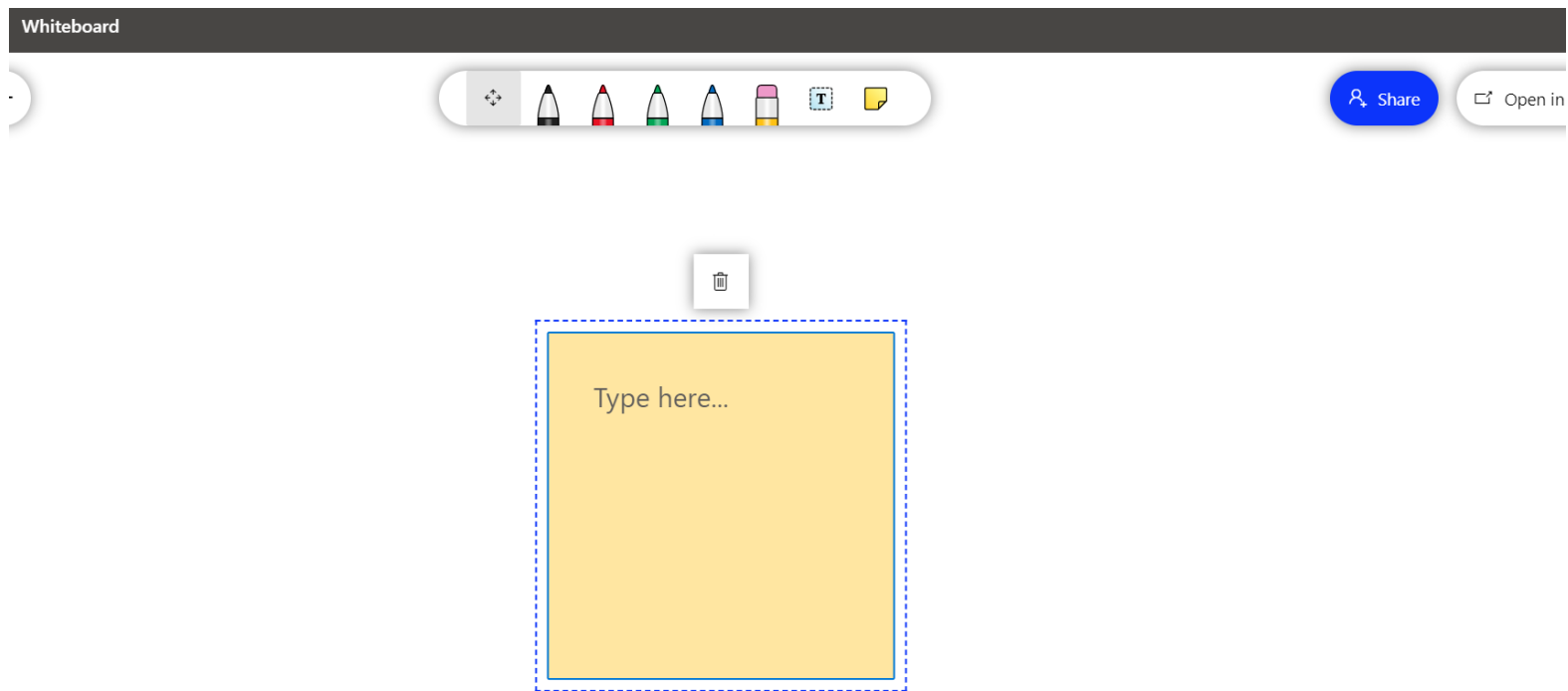
Should I
share my
slides all
the time?

Student share work

- Share work students did before class
- Share work they did individually during class
- Share work they did in groups during class

Screen Sharing

- Polling
- Sticky Notes Activity



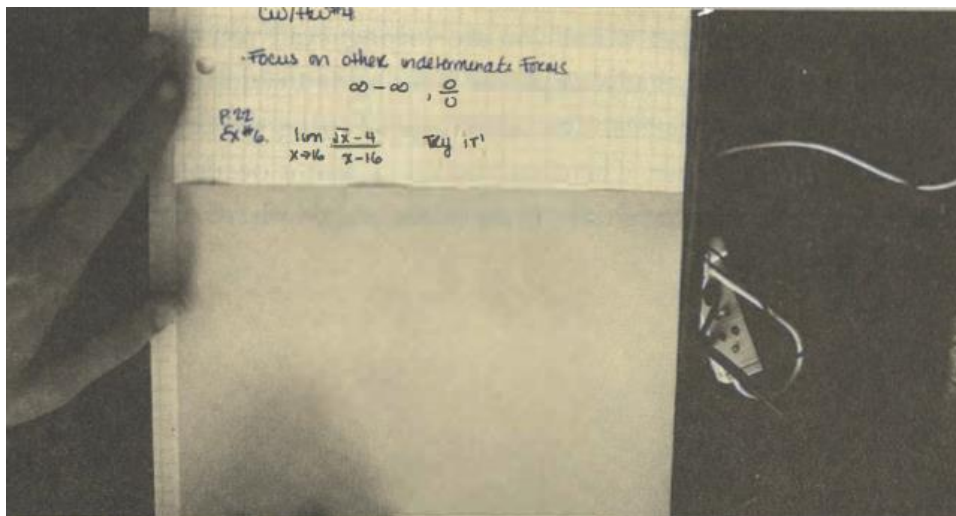

Screen sharing settings

- Screen blocked

Annotation and Whiteboard

- explain ideas
- capture and make students work/comments visible
- Collaborative work

Annotating on a physical board



Source: Teaching Effectively with Zoom, Dan Levy, 2020

Writing on a tablet



Zoom's native whiteboard

- What do you think about the advantages and disadvantages of using Annotation and Whiteboard feature in Zoom?

Annotation settings

- Connect from 2nd camera
- Iphone/ipad

- Blending Sync and Async
- Test drive some of those features
- Select tools that work best for your students