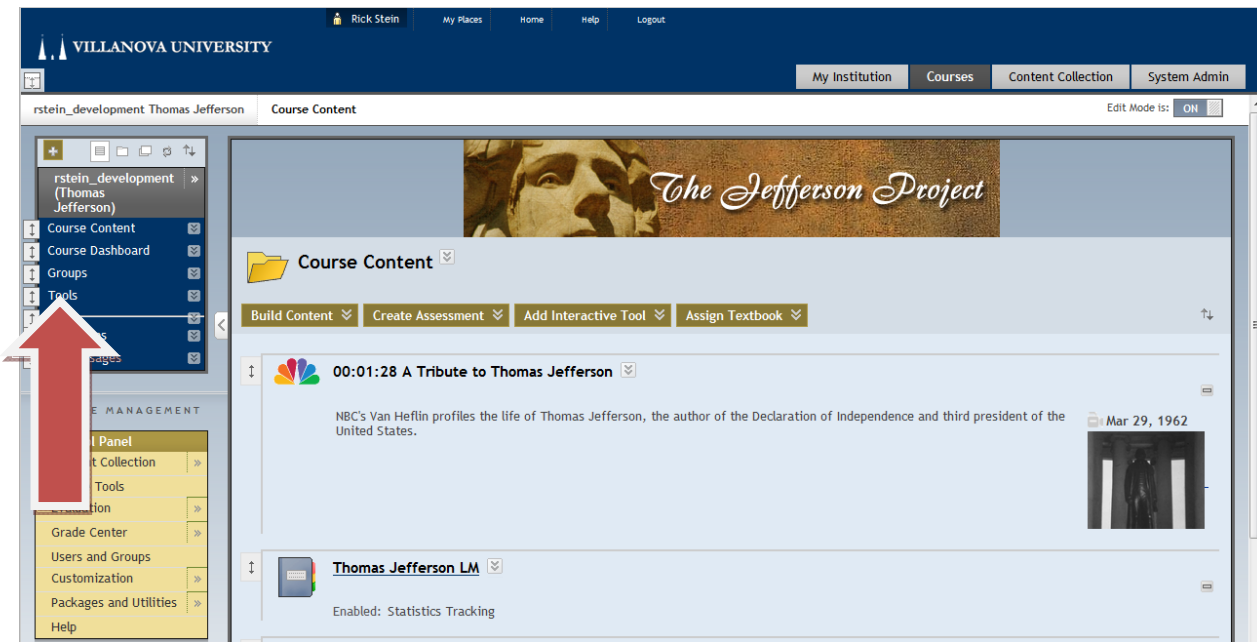
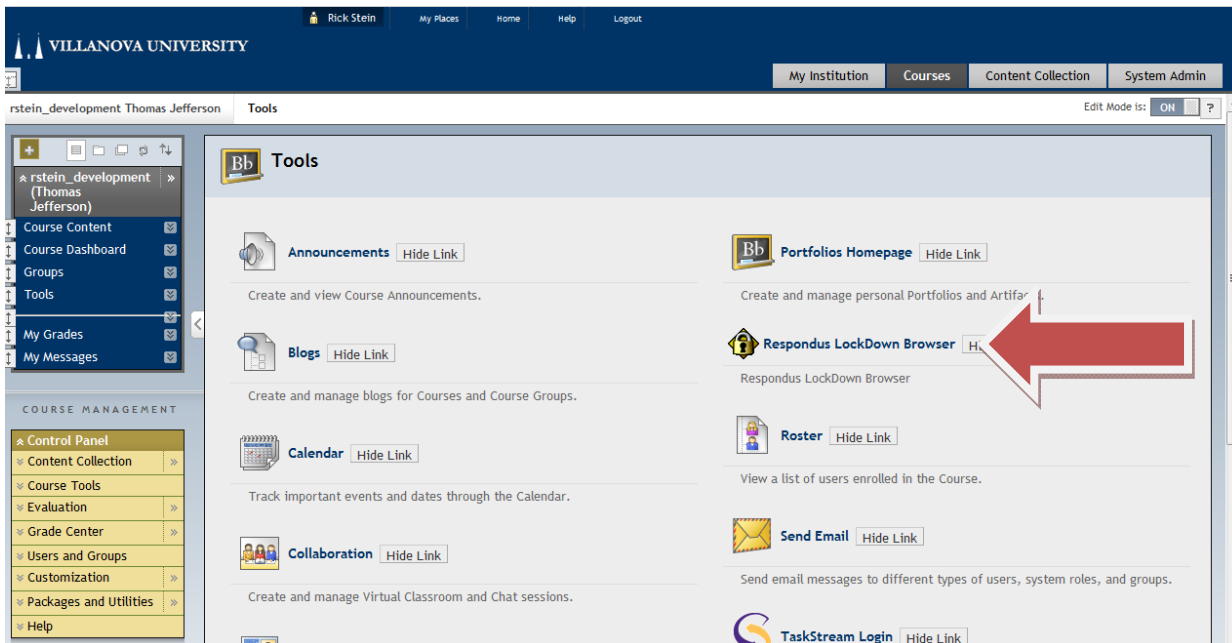


Adding Respondus LockDown Browser to Your Assessment

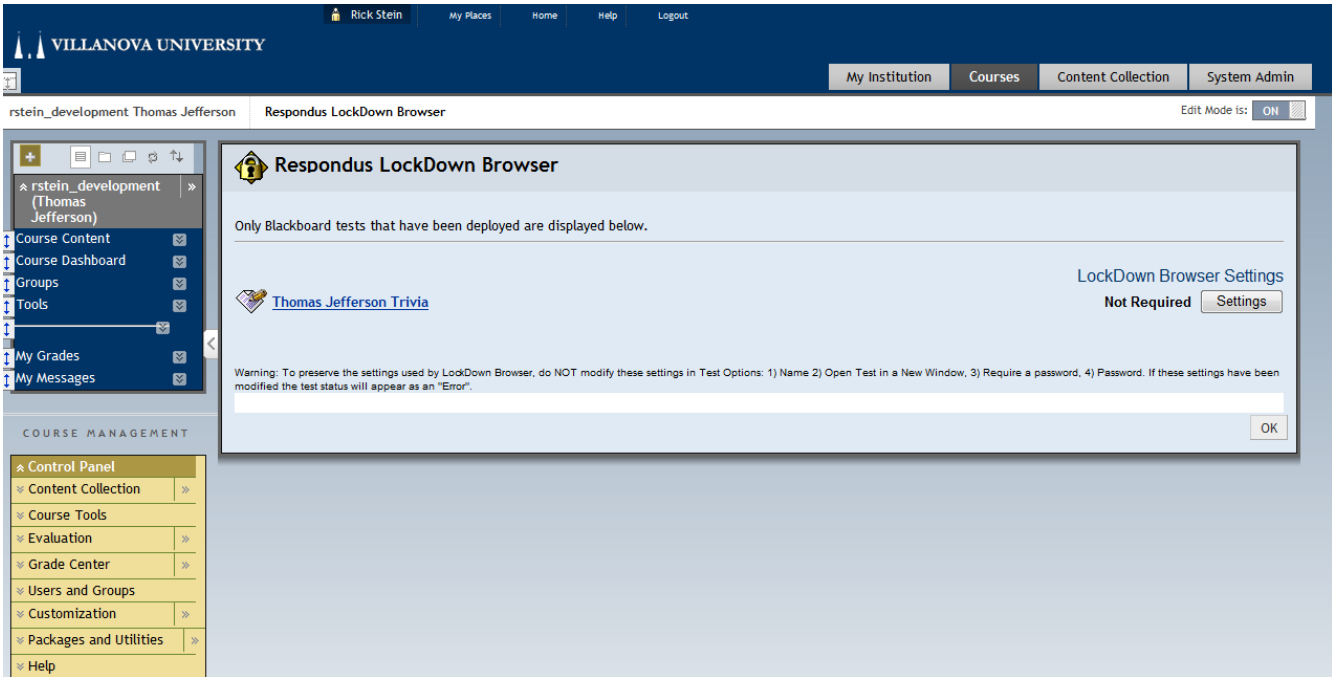
After creating an assessment in your Blackboard Learn class, click Tools.



Click Respondus LockDown Browser.

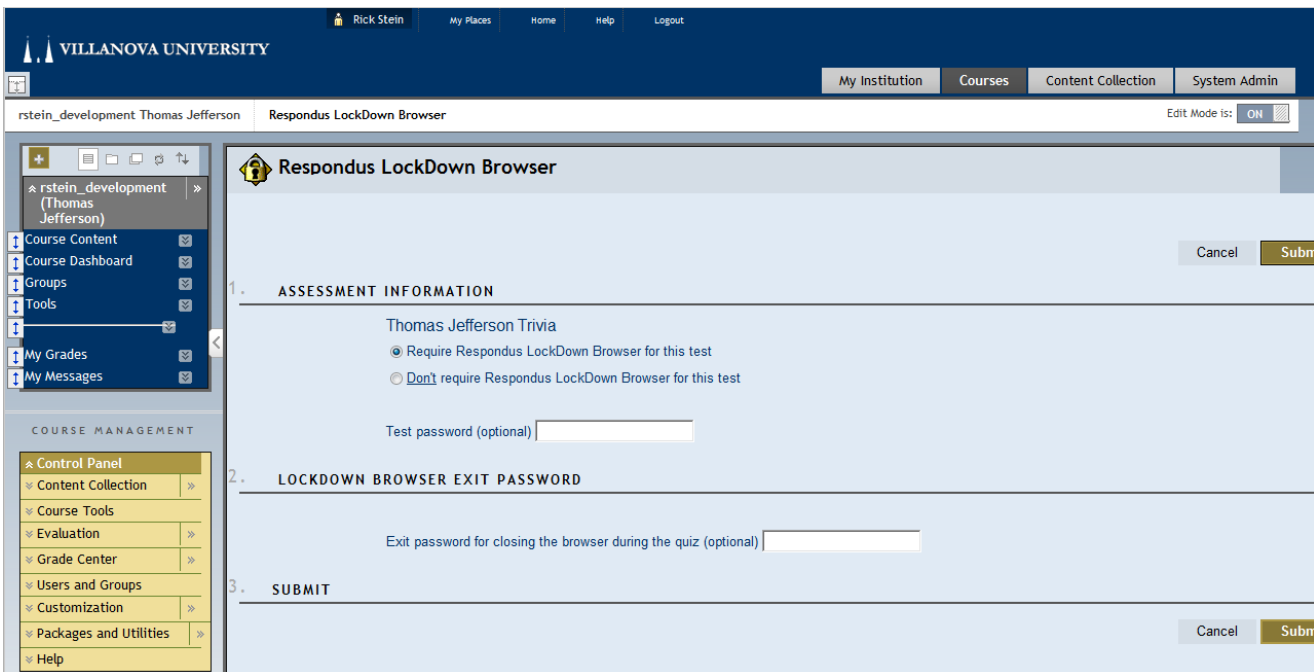


All of the tests that have been created in your class will be listed. They should all be listed as not required for the LockDown Browser setting.



Click Settings.

Change the option for the assessment to be Require Respondus LockDown Browser for this test.



*You can create a test password if you like. *Optional*

*You can create a password that will allow for the browser to be closed in case of an emergency for a student. *Optional.*

Click Submit.

The test is now required to be taken in the LockDown Browser.

The screenshot shows the Respondus LockDown Browser interface. At the top, there is a navigation bar with the Villanova University logo and user information (Rick Stein, My Places, Home, Help, Logout). Below this, there are tabs for 'My Institution', 'Courses', 'Content Collection', and 'System Admin'. The main content area displays a list of Blackboard tests, with one test titled 'Thomas Jefferson Trivia - Requires Respondus LockDown Browser' highlighted. The test status is 'Required' and there is a 'Settings' button next to it. A red arrow points to the 'Settings' button. Below the test list, there is a warning message: 'Warning: To preserve the settings used by LockDown Browser, do NOT modify these settings in Test Options: 1) Name 2) Open Test in a New Window, 3) Require a password, 4) Password. If these settings have been modified the test status will appear as an "Error".' There is an 'OK' button at the bottom right of the warning message.

Click OK.

Go back to your test. In this example it is on the Course Content page.

Notice how it states **Requires Respondus LockDown Browser**.

Your test is now completed and can be given through the Respondus LockDown browser.

When the students begin the test in Respondus LDB, tell them to click begin. If you created a password they will need to enter it here. If you did **NOT** tell them to click No and they will be able to start the test.