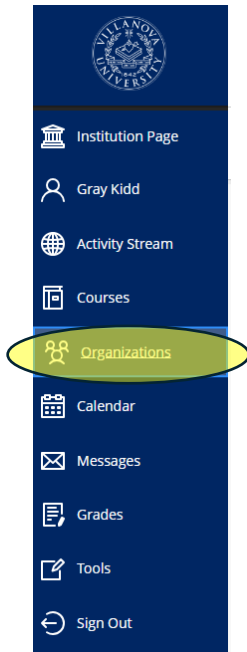
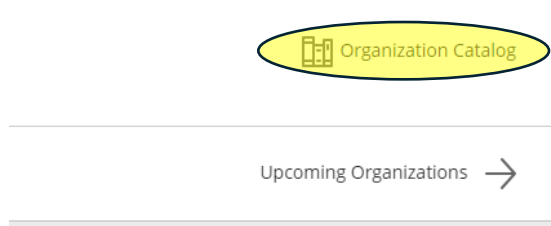


Updated Blackboard Enrollment Instructions (May 2025)


1. Log on to Blackboard using your Villanova credentials. Note that the hyperlink is now <https://elearning.villanova.edu/ultra/course>.
2. Click “Organizations” on the vertical menu.



3. Select “Organization Catalog” in the upper right corner of your screen.



4. Search for “responsible.”



5. Hover over “RCRUR” under “OrganizationID.” Click on the chevron and then select “Enroll.”

