

FALL 2025 NEWSLETTER

WWW.VILLANOVA.EDU/DATA

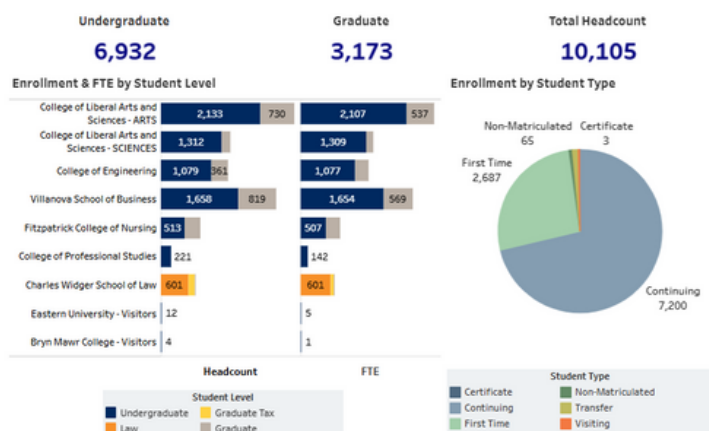


OFFICE OF DECISION SUPPORT
AND DATA INTEGRITY

Welcome to the Fall 2025 edition of the ODSI Newsletter! In this issue, we highlight our latest dashboard updates, share the external reporting calendar, provide upcoming Data Insights training dates along with information on governance initiatives.

University Statistics & Dashboard Updates

Student Profile Overview Fall 2025



Dashboard Updates – The following dashboards are now updated with Fall 2025 Census data:

- [Data Insights Academic Enterprise Key Metrics](#)
- Web Dashboards:
 - [Enrollment Statistics](#)
 - [Student Profile](#)
 - [Undergraduate Retention and Graduation](#)
 - [Degree Completions](#)

Degree Completions Statistics

	AY2022-23	AY2023-24	AY2024-25
Associate Degree	5	6	6
Bachelor Degree	1,771	1,742	1,872
Certificate	331	230	208
Doctoral Degree	238	291	260
Masters Degree	1,231	1,004	887
Grand Total	3,277	3,060	3,081

Census Freeze and Survey Submission Dates

NEW THIS FALL: Full academic year survey calendar now available [here](#) on ODSI website.

Fall Census Data Freeze Dates:

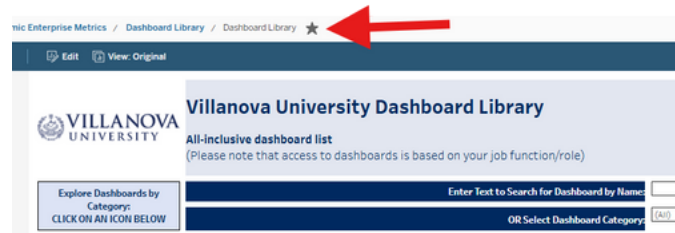
- Degree Completions: August 1, 2025
- Student Admissions & Enrollment: September 17, 2025
- Student Financial Aid: November 20, 2025
- Staff and Faculty: October 20, 2025

Fall Survey Submission:

- FVT/GE Reporting – October 1, 2025 – **SUBMITTED**
- IPEDS Surveys – Completions and 12-month Enrollment: October 15, 2025
- US News & World Report Online Program Surveys (CPS, COE, VSB): October 10, 2025
- Other Submissions – September through December
 - S&P, Moody's (enrollment data)
 - AACSB, Poets & Quants (VSB)
 - AACN and NLN (FCN)
 - ABA (CWSL)
 - Program Accreditation data submissions

Dashboard Library

Remember to “favorite” the searchable [Data Insights Dashboard Library](#) for easy access to all dashboards, right in one place. Click on the star at the top of the page:



Upcoming Meetings

The next **Fall Data Insights User Group Training** will be a virtual meeting on **Nov. 12, 2025 from 12 noon to 1:15 p.m.** Outlook invitations forthcoming.

Data Classification and Retention Policy meetings are scheduled individually with respective business areas.

Data Insights Resources

Explore Our [Data Insights Page](#). Here you can:

- Access Data Insights [login instructions](#).
- Read the Data Insights Tableau User Guide.
- See the Data Dashboard Library with the most widely used dashboards. *Note that the dashboards are not accessible from a mobile device.*

IMPORTANT NOTE: If you have not logged into Data Insights in 365 days, your license will be temporarily removed until requested again.

Data Governance

Current Initiatives:

- **Data Classification Matrix and Data Retention Policy** – Work has been ongoing in a comprehensive process to identify and classify each department's data requiring multiple touchpoints. ODSDI is working in close collaboration with the Office of Information Security and have produced data classifications with 25 departments so far and the remaining departments will be contacted in 2026.
- **Data Literacy** – Small-group trainings for Data Insights users, plus dashboard data definitions to support data access, visualization, and decision-making.
- **External Survey Reporting Guidelines** – Please refer to these guidelines when reporting data outside of the university.
- **Currently Approved Governance Policies:**
 - [Data Classification](#)
 - [Data Integrity and Integration](#)
 - [Data Access, Usage and Sharing](#)

Mandatory Reporting Update

On October 1, 2025, we submitted the **Federal Financial Value Transparency and Gainful Employment (FVT/GE)** report for the 2024–2025 aid year. This complex, federally required report integrates multiple data sources to ensure transparency around higher education program costs, student debt, and post-graduation earnings.

This year's submission was made possible through the collaboration of five key offices—Registrar, Bursar, Financial Aid (Main and Law School), OSPIE, and ODSDI. We thank all involved for their precision, dedication, and teamwork in meeting these rigorous reporting requirements.

We are also in the process of submitting the **IPEDS, US News & World Report** and **accreditation-related surveys** that are due this fall.

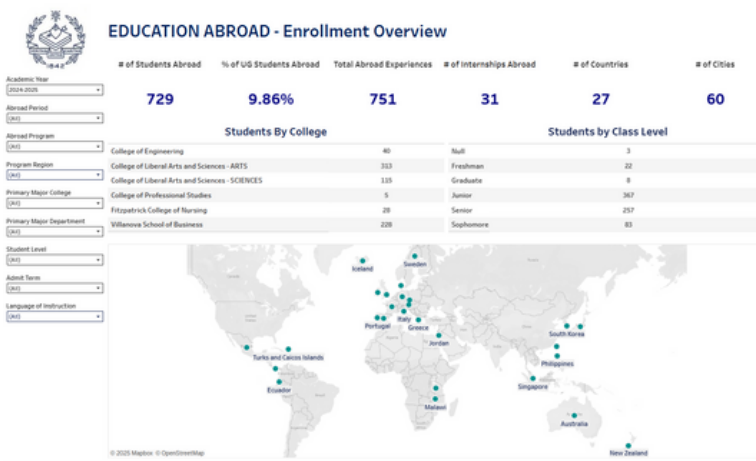
How to Make Data Requests

1. **Data Insights Access/Project Request Form:** Use this [form](#) to request access to the Data Insights Platform or to submit project requests through ODSDI's website.
2. **Nova Data Request Form:** You can also use the [Nova Data Request form](#).
3. **Email Us:** Send requests directly to odsdi@villanova.edu.

Include these details in your request: purpose, data needed, timeline, and (if applicable) external agency.

Dashboard Highlights

The [Office of Education Abroad](#) dashboard showcases where VU students study abroad using data from the VU Passport system and Student Enrollment.



Also check out the [Graduate Student Enrollment and Credit Hours Dashboard by Primary Degree, Primary Major, Program, and Concentration](#), which allows filtering of non-revenue-generating students, like graduate assistants, tuition scholars, doctoral students, faculty, and staff remission.

Upcoming Projects

We're working to include an 'About the Dashboard' tab for each Data Insights dashboard to enhance data literacy by providing helpful definitions, context, data sources, and guidance for interpreting the data. Our goal is to have this feature available across all dashboards by the end of the academic year.

Contact us:

We value your feedback and collaboration.

Email: ODSDI@villanova.edu

Website: www.villanova.edu/data

Address: Tolentine Hall, Suite 300